

Steer Finishing Trial



Animal Performance and
Economics 2019

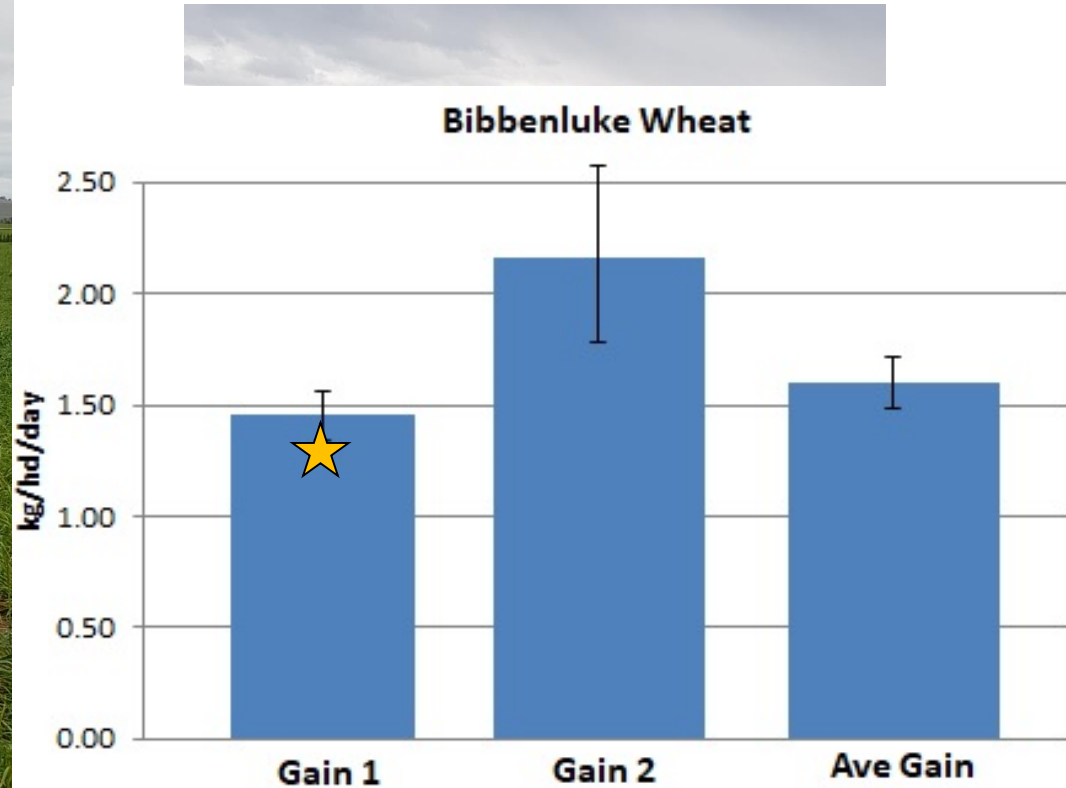
Locations

- Bibbenluke
 - Winter wheat
 - Ryegrass / Lucerne
- Mila - Winter Wheat
- Cathcart
 - Grazing Oats
 - Grazing Canola
- Jillamatong – Cereal Crop

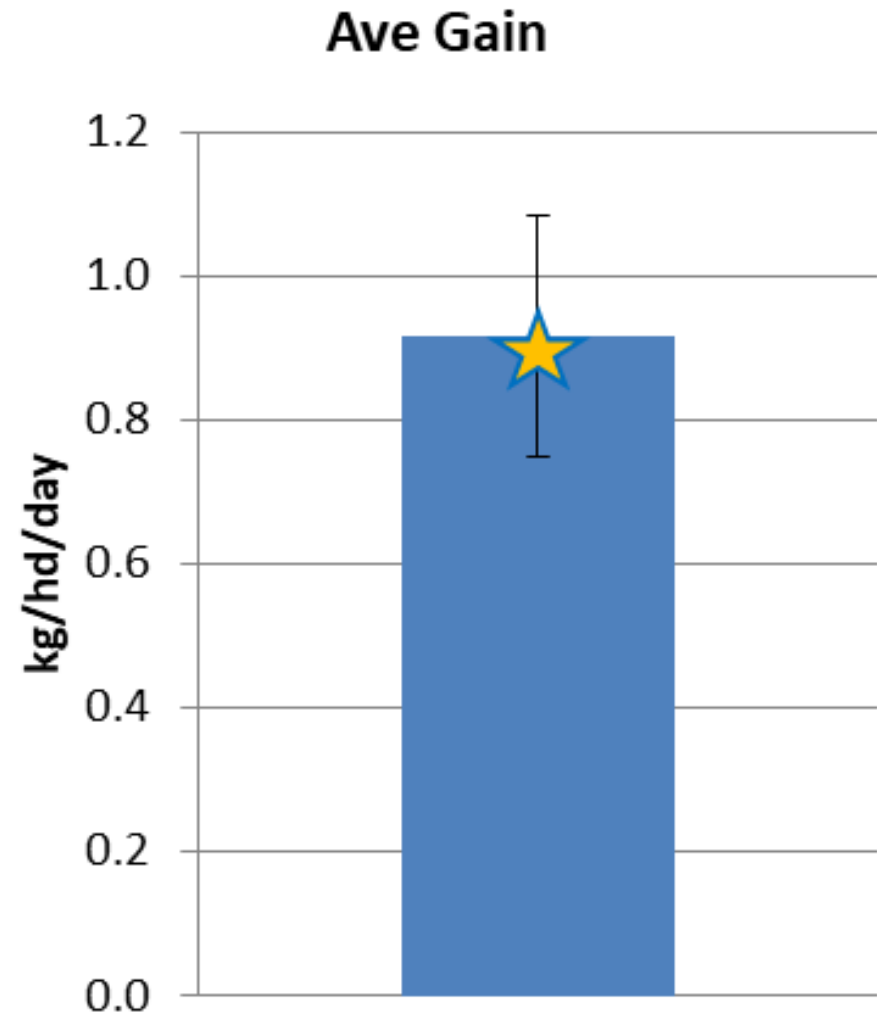
Measurements

- Entry and Exit Biomass
- Entry feed quality
- Live weight gain of all steers
- Record of all other stock carried over the period Jan – Nov.
- Any supplements used.

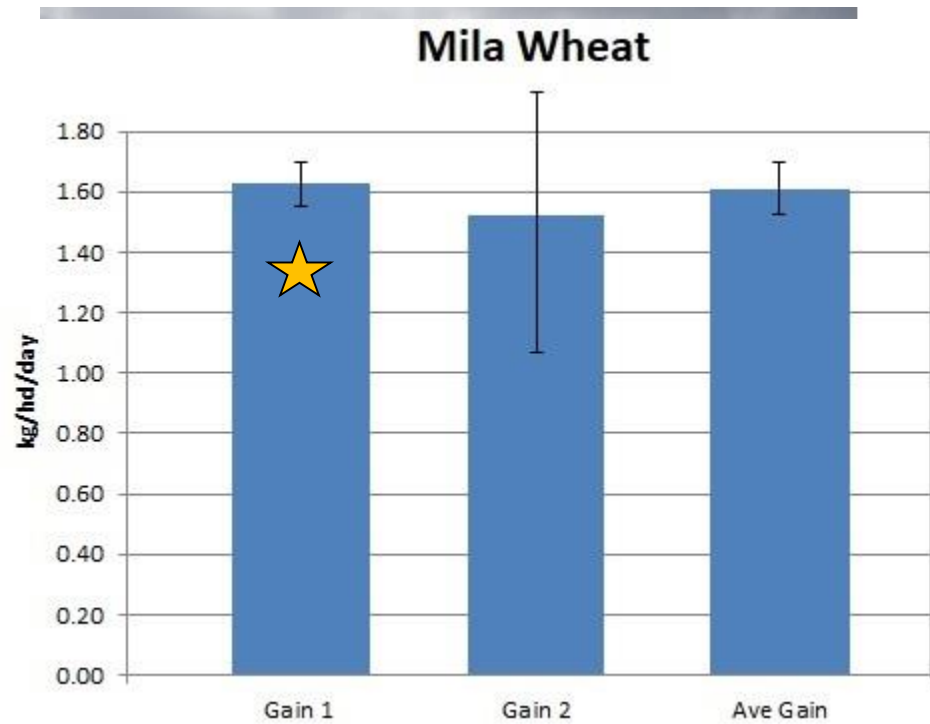
Bibbenluke Wheat



Bibbenluke Pasture

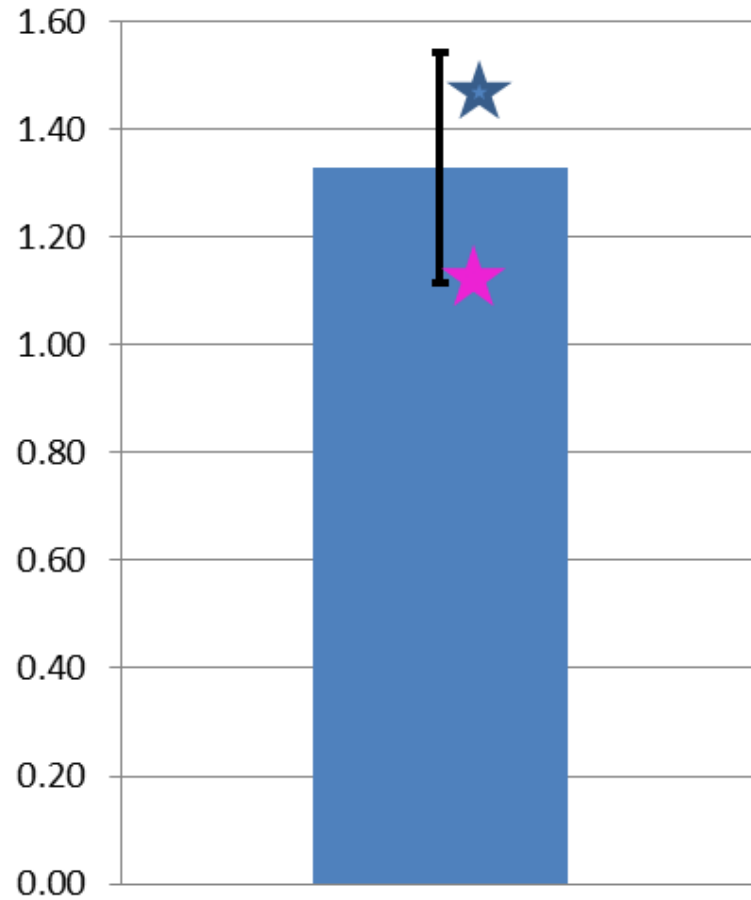


Mila Wheat

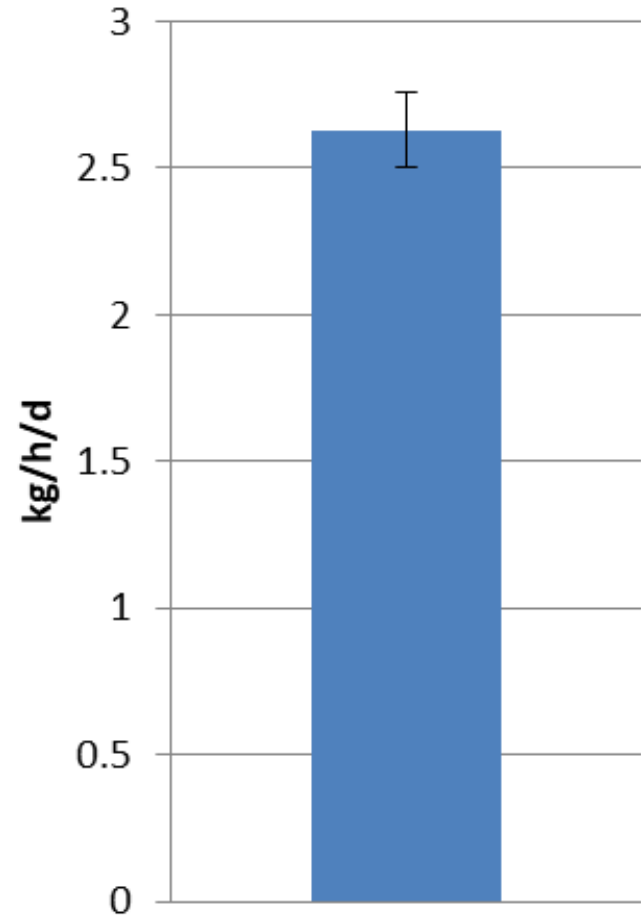


Cathcart Oats

Gain 17 July - 30 July



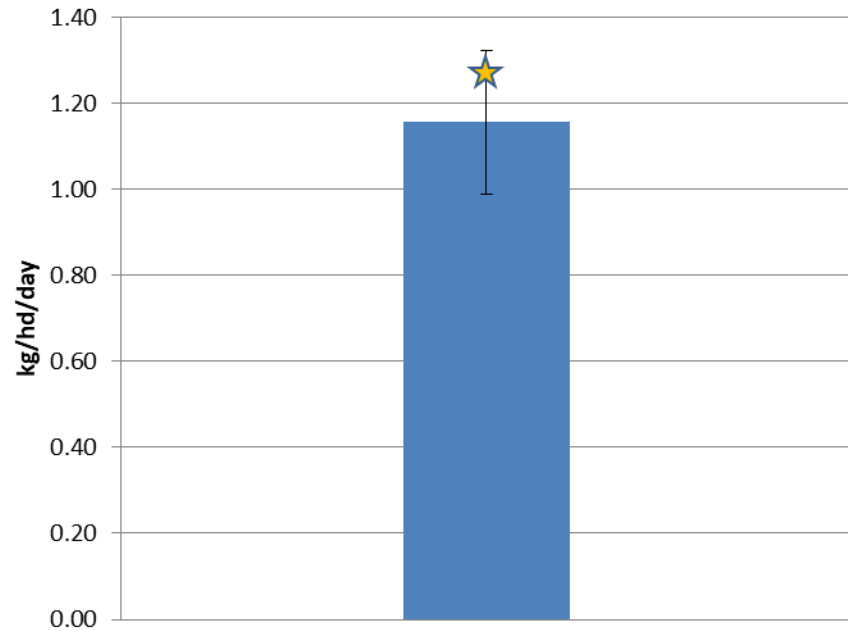
Cow Wt Gain



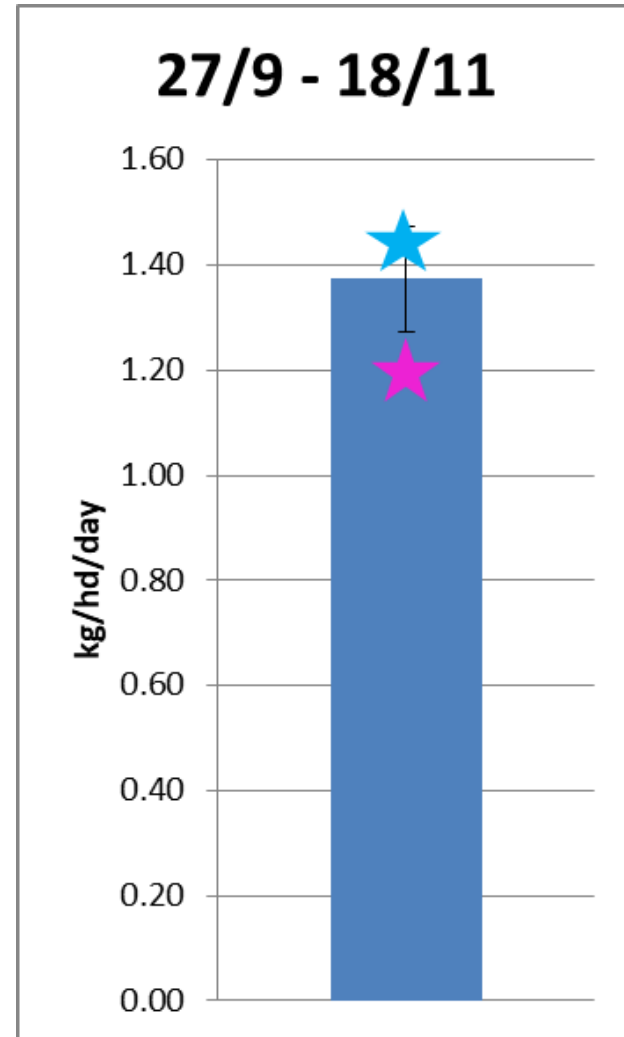
Cathcart Canola



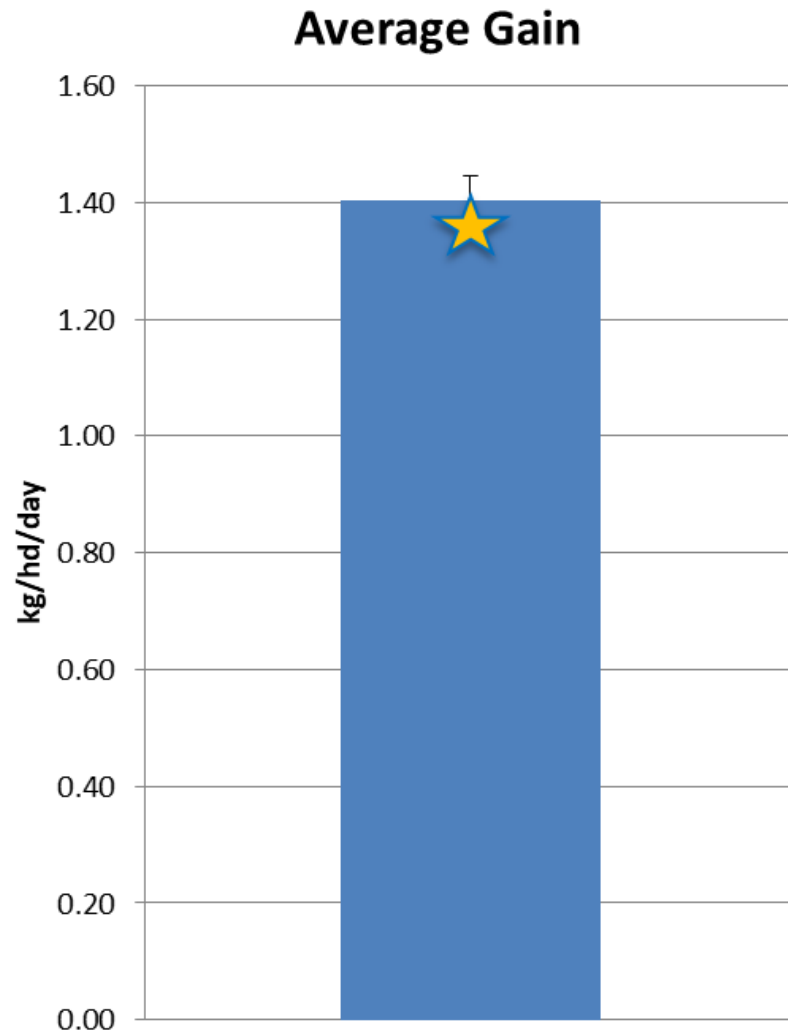
Weight Gain Canola



Cathcart Canola



Jillamatong Ryegrass



Steer Performance

	Bibbenluke		Mila	Cathcart		Jillamatong
	Wheat	Rye/Luc	Wheat	Oats	Canola	Ryegrass
Kg/h/day	1.42	0.96	1.61	1.33	1.24	1.4
Total kg Gain	2405	652	2988	1243.8	4050	3994
Gain kg/ha	241	65	269.9	77.8	405	285

Economic Analysis

- Weight Gain
 - Valued at 3 yr median for yearling feeder steers (294 c/kg lwt)
 - Existing weight value increase 15c/kg lwt
- Variable costs
 - One drench, One vaccination \$5/hd
 - \$0.10 c/kg Lwt gain
 - Transaction costs (5% of value gained)
 - Freight (\$0.05 per kg gained)
 - Maintenance Phosphorous for any extra DSE at 1kg/DSE (\$5)
- Amortised cost of establishment.
- Value of extra grazing
 - (valued at general gross margin/dse)

Value of extra grazing

HS&A Benchmarking

	GM/DSE
Wool	\$64.84
Dual Purpose	\$69.24
Prime Lamb	\$47.17
Beef	\$39.30

Weighted Average

\$55.70/dse

Less the Opportunity cost of
livestock capital at \$100/dse

\$2.50/dse

Value of extra DSE Carried

\$53.20/dse

Economics Bibbenluke Wheat

Benefits

Lwt Gain	241 kg/ha
Value	\$708/ha
Existing weight	\$157/ha
Other Grazing	3.76 DSE/ha
Base Line	8 DSE/ha
Extra / Forgone	4.24 DSE/ha
Value	\$226/ha
NET	\$639/ha

Costs

Cost to Establish	\$405/ha
Commission	\$35.40
Freight	\$12.05
Husbandry	\$24.10
Total Cost	\$476.55

Profit = \$162/ha/yr

Economics Bibbenluke Rye/Luc

Benefits

Lwt Gain	65 kg/ha
Value	\$191/ha
Existing weight	\$39/ha
Other Grazing	17.68 DSE/ha
Base Line	8 DSE/ha
Extra / Forgone	9.68 DSE/ha
Value	\$515/ha
NET	\$745/ha

Costs

Pasture Costs	
4 month fallow (2.64 dse)	\$147
Cost to Establish	\$354/ha
Amortised (4yr)	\$135/ha/yr
Steer Finishing Costs	
Commission	\$11.50
Freight	\$3.25
Husbandry	\$6.50
Extra Fertiliser Cost	\$48.40
Total Extra Cost	\$204 /ha/yr

Profit = \$541/ha/yr

Economics Mila Wheat

Benefits

Lwt Gain	270 kg/ha
Value	\$794/ha
Existing weight	\$193/ha
Other Grazing	7.1 DSE/ha
Base Line	8 DSE/ha
Extra / Forgone	0.9 DSE/ha
Value	\$47.88/ha
NET	\$939/ha

Costs

Crop Costs	
Establishment Cost	\$314/ha/yr
Steer Finishing Costs	
Commission	\$50
Freight	\$13.50
Husbandry	\$27
Total Extra Cost	\$405 /ha/yr

Profit = \$533/ha/yr

Economics Cathcart Canola

Benefits

Lwt Gain	409 kg/ha
Value	\$1202/ha
Existing weight	\$199/ha
Other Grazing	1.44 DSE/ha
Base Line	8 DSE/ha
Extra / Forgone	6.54 DSE/ha
Value	\$350/ha
NET	\$1051/ha

Costs

Crop Costs	
Establishment Cost	\$318/ha/yr
Fallow (3m in 2018)	\$106
Steer Finishing Costs	
Commission	\$70
Freight	\$20
Husbandry	\$41
Supplements	\$105
Total Extra Cost	\$660 /ha/yr

Profit = \$391/ha/yr

Economics Jillamatong Ryegrass

Benefits

Lwt Gain	285 kg/ha
Value	\$838/ha
Existing weight	\$70/ha
Other Grazing	5.3 DSE/ha
Base Line	8 DSE/ha
Extra / Forgone	2.7 DSE/ha
Value	\$144/ha
NET	\$764/ha

Costs

Crop Costs	
Establishment Cost	\$366/ha/yr
Steer Finishing Costs	
Commission	\$45
Freight	\$14
Husbandry	\$29
Total Extra Cost	\$454 /ha/yr

Profit = \$310/ha/yr

Economics Cathcart Oats

Benefits

Lwt Gain	77 kg/ha
Value	\$226/ha
Existing weight	\$10/ha
Other Grazing	12.4 DSE/ha
Base Line	8 DSE/ha
Extra / Forgone	4.4 DSE/ha
Value	\$234/ha
NET	\$470/ha

Costs

Crop Costs	
Establishment Cost	\$314/ha/yr
Steer Finishing Costs	
Commission	\$50
Freight	\$13.50
Husbandry	\$27
Total Extra Cost	\$405 /ha/yr

Profit = \$540/ha/yr

Summary 2019

	Wheat		Perennial Pasture	Canola	Oats	Tetraploid Rye
Lamb Gain (Kg Lwt/ha)	241	270	65	409	77	285
Net Other Grazing (DSE/ha)	4.24	0.9	9.7	6.54	4.4	2.7
Net Value (\$/ha)	639	939	745	1051	470	764
Extra Costs (\$/ha)	477	405	204	660	405	454
Net Profit 2019 (\$/ha)	162	533	541	391	540	310
Increase in Farm Gross Margin (\$/ha)	12	38	39	28	39	22