

Steer Finishing Trial



GRAZ PROPHECT CONSULTING

2021 Animal Performance,
Economics and Conclusions

Locations

- Winton
 - Winter wheat
 - Fescue / Lucerne
- Kydra - Short term Ryegrass
 - Establishment year
 - Second year
- Cathcart
 - Winter Wheat

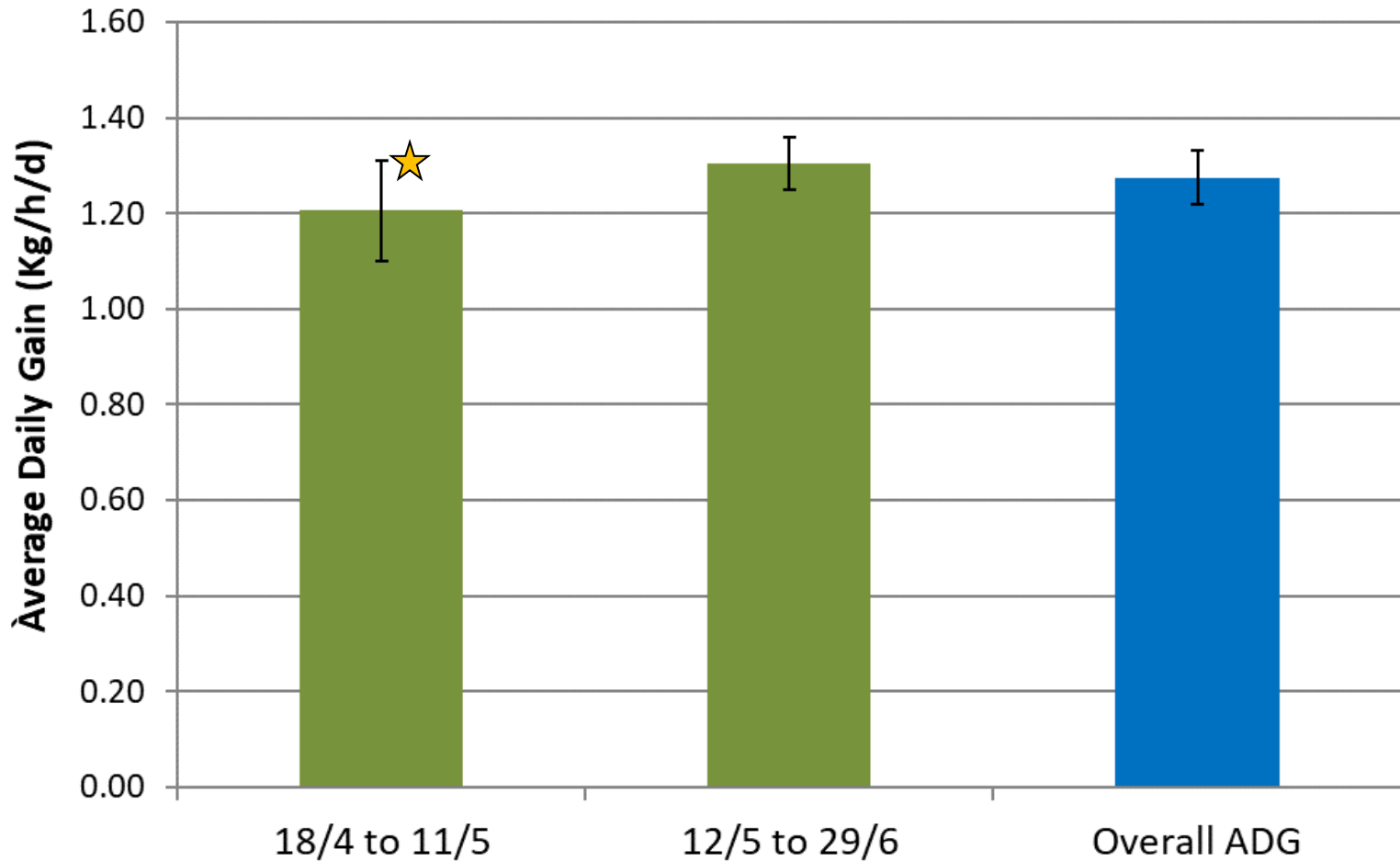


Measurements

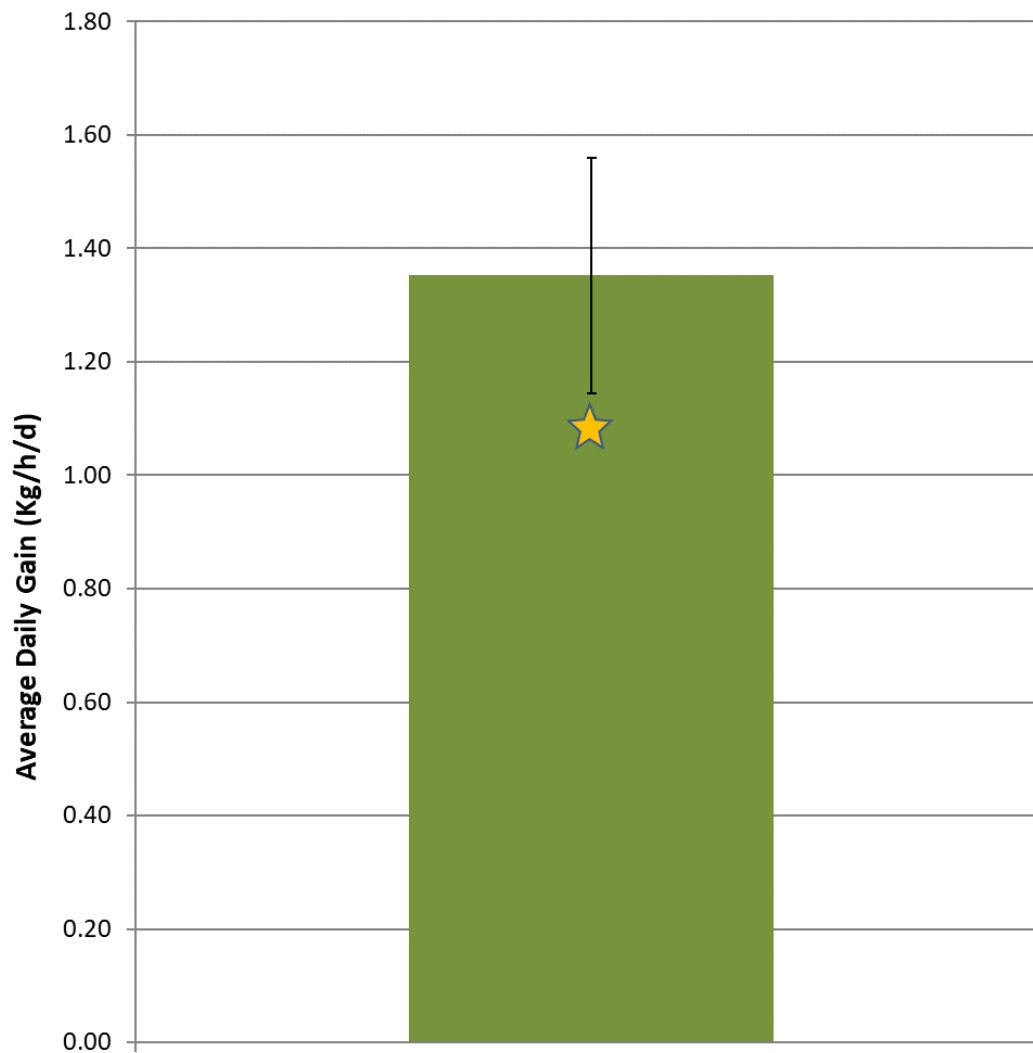
- Entry and Exit Biomass
- Entry feed quality
- Live weight gain of all steers
- Record of all other stock carried over the period Jan – Nov.
- Any supplements used.



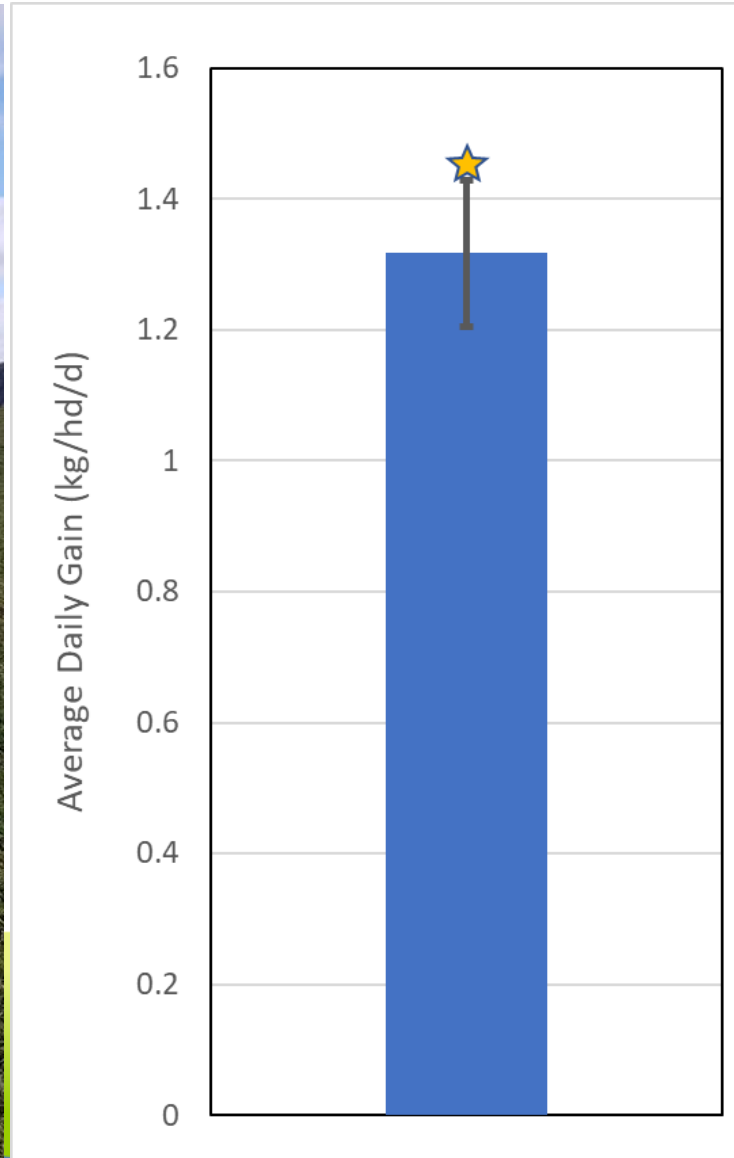
Winton Wheat



Winton Fescue/Lucerne



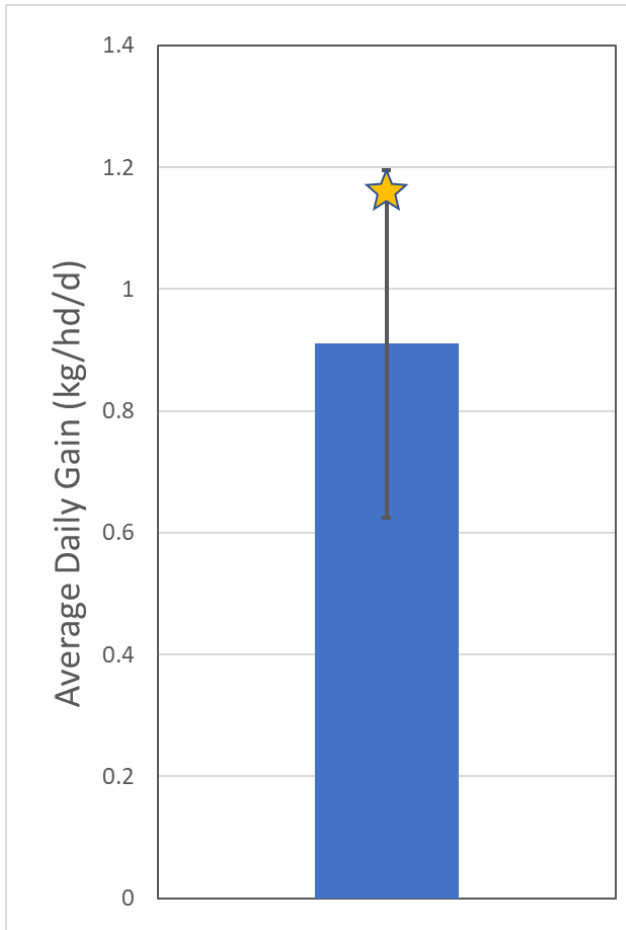
Kydra 1st Year Mona Ryegrass



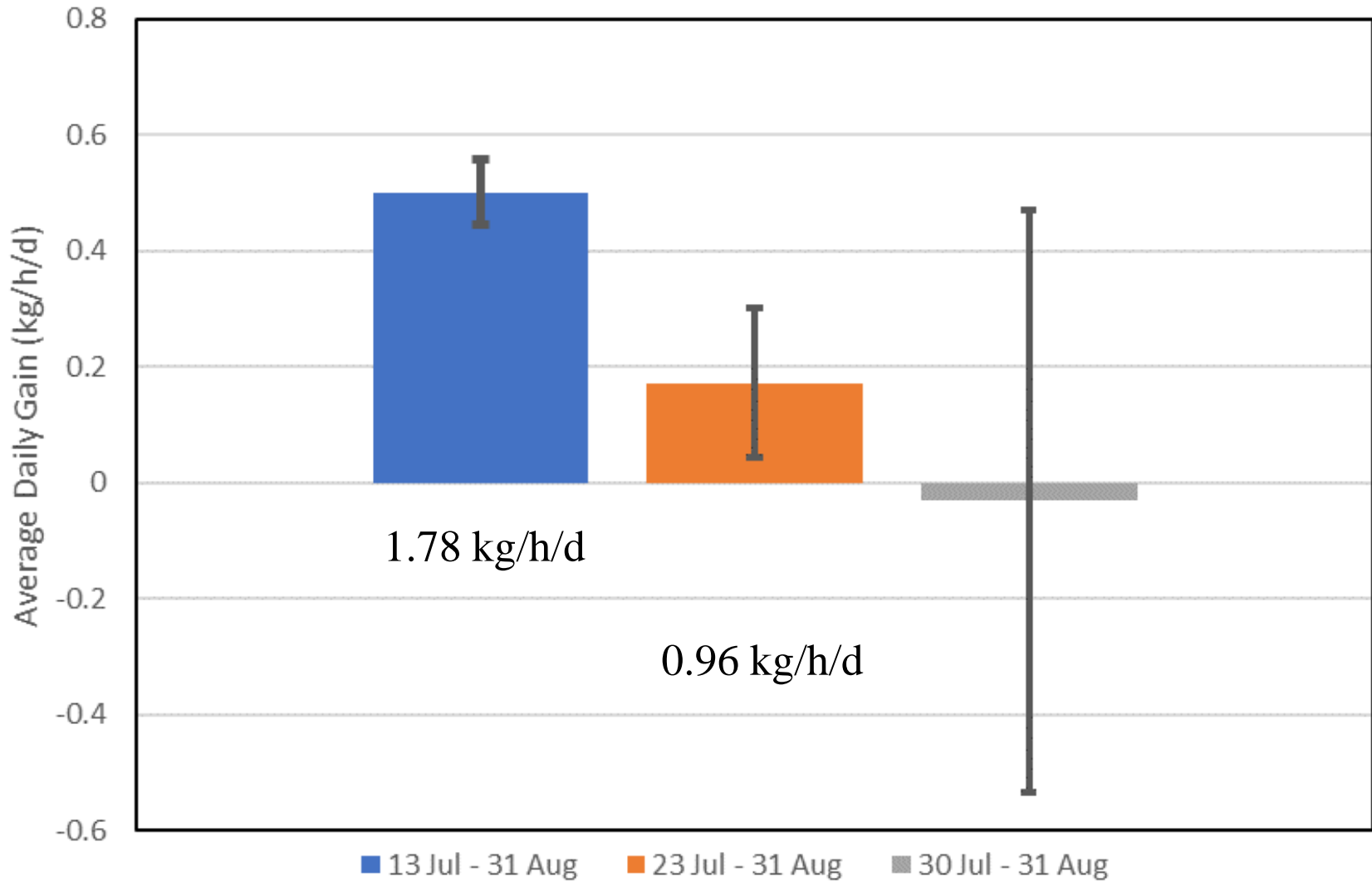
- 46 Steers 8th to 31st Aug
 - 0.97kg/h/d
 - 30kg gain/ha
- 90 Steers 9th Sep – 22nd Oct
 - 1.27 kg/h/d
 - 144kg gain/ha



Kydra 2nd Year Mona Ryegrass



Cathcart Winter Wheat



Steer Performance Summary

	Winton		Cathcart	Kydra Ryegrass	
	Wheat	Fes/Luc	Wheat	1 st yr	2 nd Yr
Kg/h/day	1.27	1.35	0.5	1.32	0.91
Total kg Gain	5138	3559	2925	1243.8	1330
Gain kg/ha	270	237	125	261	46



Economic Analysis

■ Weight Gain

- Valued at 3 yr median for yearling feeder steers (390 c/kg lwt)
- Existing weight value increase 19c/kg lwt (1May-1Oct)

■ Variable costs

- One drench, One vaccination \$5/hd
 - \$0.10 c/kg Lwt gain
- Transaction costs (5% of value gained)
- Freight (\$0.05 per kg gained)
- Maintenance Phosphorous for any extra DSE at 1kg/DSE (\$5)

■ Amortised cost of establishment.

■ Value of extra grazing

- (valued at general gross margin/dse)



Value of extra grazing

HS&A Benchmarking

	GM/DSE
Wool	\$64.84
Dual Purpose	\$69.24
Prime Lamb	\$47.17
Beef	\$39.30

Weighted Average

\$55.70/dse

Less the Opportunity cost of
livestock capital at \$100/dse

\$2.50/dse

Value of extra DSE Carried

\$53.20/dse



Economics Winton Wheat

Benefits

Lwt Gain	270 kg/ha
Value	\$1053/ha
Existing weight	\$88/ha
Other Grazing	5.3 DSE/ha
Base Line	8 DSE/ha
Forgone DSE	2.7 DSE/ha
Forgone DSE value	\$144/ha
NET \$ Gain	\$997/ha

Costs

Crop Costs	
Fallow in 2020 (3 DSE)	\$159/ha
Establishment Cost	\$223/ha
Total	\$382/ha
Steer Finishing Costs	
Commission	\$60.95
Freight	\$13.50
Husbandry	\$27.00
Total Extra Cost	\$483 /ha

Profit = \$514/ha/yr



Economics Winton Fescue/Luc

Benefits

Lwt Gain	237 kg/ha
Value	\$924/ha
Existing weight	\$58/ha
Other Grazing	11.2 DSE/ha
Base Line	8 DSE/ha
Extra DSE	3.2 DSE/ha
Extra DSE value	\$168/ha
NET \$ Gain	\$1150/ha

Costs

Pasture Costs	
Cost to Establish	\$410/ha
Amortised (5yr)	\$92/ha/yr
Steer Finishing Costs	
Commission	\$49.10
Freight	\$11.85
Husbandry	\$23.70
Extra Fertiliser Cost	\$15.80
Total Extra Cost	\$192/ha/yr

Profit = \$958/ha/yr



Economics Kydra 1st Yr Mona RG

Benefits

Lwt Gain	261 kg/ha
Value	\$1018/ha
Existing weight	\$104/ha
Other Grazing	3.7 DSE/ha
Base Line	8 DSE/ha
Forgone DSE	4.3 DSE/ha
Forgone DSE value	\$228.76/ha
NET \$ Gain	\$893/ha

Costs

Pasture Costs	
Cost to establish	\$272/ha
Amortised (2yr)	\$144/ha/yr
In crop (Pesticide, N, Gib)	\$169/ha/yr
Steer Finishing Costs	
Commission	\$56
Freight	\$13
Husbandry	\$27
Total Extra Cost	\$409 /ha/yr

Profit = \$484/ha/yr



Economics Kydra 2nd Year Mona

Benefits

Lwt Gain	45 kg/ha
Value	\$175/ha
Existing weight	\$66/ha
Other Grazing	15.1 DSE/ha
Base Line	8 DSE/ha
Extra DSE	7.1 DSE/ha
Extra DSE value	\$378/ha
NET \$ Gain	\$619/ha

Costs

Pasture Costs	
Cost to establish	\$272/ha
Amortised (2yr)	\$144/ha/yr
In crop (Pesticide, N, Gib)	\$134/ha
Steer Finishing Costs	
Commission	\$12/ha
Freight	\$2.25/ha
Husbandry	\$4.50/ha
Extra Fertiliser Cost	\$35.5/ha
Total Extra Cost	\$332 /ha

Profit = \$287/ha/yr



Economics Cathcart Wheat

Benefits

Lwt Gain	125 kg/ha
Value	\$488/ha
Existing weight	\$89/ha
Other Grazing	9.8 DSE/ha
Base Line	8 DSE/ha
Extra DSE	1.8 DSE/ha
Value	\$96/ha
NET \$ Gain	\$673/ha

Costs

Crop Costs	
Fallow in 2020 (3 DSE)	\$159/ha
Establishment Cost	\$289/ha
Total	\$448/ha
Steer Finishing Costs	
Commission	\$28.85
Freight	\$6.25
Husbandry	\$12.50
Total Extra Cost	\$496 /ha

Profit = \$177/ha



Summary 2021

	Wheat		Fescue/Luc	Tetraploid Rye	
				1 st Yr	2 nd Yr
Steer Gain (Kg Lwt/ha)	270	125	237	261	45
Net Other Grazing (DSE/ha)	2.7	1.8	3.2	4.3	7.1
Net Value (\$/ha)	997	673	1150	893	619
Extra Costs (\$/ha)	483	491	192	409	332
Net Profit 2021 (\$/ha)	514	177	958	484	287
Increase in Farm Profit (\$/ha)	51	14	100	47	26

